




CE ISO MDSAP  
2460 ISO 13485  
MEDICAL DEVICE SINGLE AUDIT PROGRAM



**AEGIS LIFESCIENCES**

PROTECTION THROUGH PERFECTION




**SURGI-PVA™**

# SURGI-PVA™ Polyvinyl Alcohol Medical Sponge Dressing

## ENT Sponge | Ophthalmic Sponge

The SURGI-PVA™ Sponge absorbs fluid several times of its own weight, assists in fluid management i.e. fluid control and drainage control, and works as a tamponade for the haemostasis in ENT and Ophthalmic surgeries. The SURGI-PVA™ Sponges are made up of PVA material and provided as sterile and for single use only.



### FEATURES AND BENEFITS

#### Unique Ultraclean Technology PVA Material

- Lint, fibre and latex free and low particle count
- Hydrophilic, highly absorbent, high retention and fast wicking

#### 3D Open-cell Interconnected Structure

- Structure gives both strength and softness to the sponge
- Strong enough- No tearing, No shredding during use
- Non-pyrogenic and biocompatible

#### Air-foaming Technology

- No bacterial growth
- Reduced infection
- No odour during nosebleed treatment.

#### User Convenience

- Smooth, rounded edges ease insertion
- Compressible for easy insertion
- One step application and easy removal

- No traces on operative site post operation
- Safe for use in surgical procedures.

- High tensile strength
- Atraumatic removal
- The porous structure of PVA sponge provides the needed flexibility and elasticity to adapt wound location in different body sites.

- Easy disposal and degradable
- Can be trimmed
- Features like airway tube, string for user comfort.

### HOW DOES IT WORK

#### SURGI-PVA™ ENT SPONGE


SURGI-PVA™ ENT Sponges are designed to assist in the management of fluids i.e. fluid control and drainage control, work as a tamponade or for the haemostasis after ENT invasive surgery or traumatic injury. The PVA sponge is biocompatible and quickly absorbs blood and body fluids. SURGI-PVA™ ENT Sponges can be used for post-operative tissue support and in some instances, to facilitate medication at the operative sites like in case of Ear Packing and Wicks.

### NASAL SPONGE

#### STANDARD NASAL PACKING

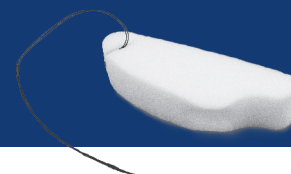
- SURGI-PVA™ Standard Nasal Packing is indicated to fill the nasal cavity for providing gentle and equal support to the tissue and to facilitate efficient absorption of postoperative bleeding
- It fills and supports nasal cavities during surgery, allowing smooth septum ventilation to ensure patient comfort
- Patient comfort can be enhanced by using an airway tube and pull-string thread
- Specifically designed for use in a variety of nasal surgeries: Septoplasty, Turbinectomy, Rhinoplasty, and so forth.

	Product ID	Dimensions (mm) Length X Height X Thickness	Characteristics	Packaging (Pcs/Box)
Standard Nasal Packing	NP 452015-T	45X20X15	Pull-string/thread (T)	10
	NP 452015-TA		Airway tube with string (TA)	
	NP 452015-S		Without Pull-string/thread, Airway tube (S)	
Standard Nasal Packing	NP 802015-T	80X20X15	Pull-string/thread (T)	10
	NP 802015-TA		Airway tube with string (TA)	
	NP 802015-S		Without Pull-string/thread, Airway tube (S)	



## ANATOMICAL NASAL PACKING

- SURGI-PVA™ Anatomical Nasal Packing is indicated to fill the nasal cavity for providing gentle and equal support of the tissue and to facilitate the efficient absorption of postoperative bleeding
- Anatomically shaped to fill the entire nasal cavity during and after the surgery
- Anatomical Nasal Packing is designed for patients who require stronger strength to fill the nasal cavity
- Moderately sized and with soft yet supportive texture for easy placement and removal, SURGI-PVA™ Anatomical Nasal Packing effectively reduces the patient discomfort.



	Product ID	Dimensions (mm) Length X Height X Thickness	Characteristics	Packaging (Pcs/Box)
Anatomical Nasal Packing	NP 803015-T	80X30X15	Pull-string/thread (T)	10
	NP 803015-TA		Airway tube with string (TA)	

## EPISTAXIS NASAL PACKING

- SURGI-PVA™ Epistaxis Nasal Packing provides an immediate and effective solution to control the bleeding
- Used in the treatment of anterior and posterior nose bleeding
- Simple and quick packing for the entire nasal cavity
- Specifically designed to quickly contain and restrict blood loss
- Rapid absorption of fluid causes the pack to expand producing a tamponing effect to stop bleeding.

	Product ID	Dimensions (mm) Length X Height X Thickness	Characteristics	Packaging (Pcs/Box)
Epistaxis Nasal Packing	NP 552515-T	55X25X15	Pull-string/thread (T)	10
	NP 552515-S		Without any pull-string/thread (S)	
	NP 1002510-T	100X25X10	Pull-string/thread (T)	10
	NP 1002515-S	100X25X15	Without any pull-string/thread (S)	10
	NP 1002515-T		Pull-string/thread (T)	



## SINUS NASAL PACKING

- SURGI-PVA™ Sinus Nasal Packing is specifically developed for post-operative packing following a Functional Endoscopic Sinus Surgery (FESS) to prevent lateralization of the middle turbinates
- Can be used to support the sinus cavity and the osteomeatal complex to ensure airflow through nose.

	Product ID	Dimensions (mm) Length X Height X Thickness	Characteristics	Packaging (Pcs/Box)
Sinus Nasal Packing	NP 351206- T	35X12X6	Pull-string/thread (T)	20
	NP 351209- T	35X12X9	Pull-string/thread (T)	20



**EAR PACKING**

- SURGI-PVA™ Ear Packing is designed to help in prevention of stenosis of the ear canal after the surgery
- PVA structure does not expand lengthways, allowing product to be used for graft tissue support following Tympanoplasty surgery
- Helps to spread medication evenly in the ear canal after surgery.

	Product ID	Dimensions (mm) Diameter x Length	Characteristics	Packaging (Pcs/Box)
Ear Packing	EP 0912-T	9X12	Pull-string/ thread (T)	20
	EP 0915-T	9X15		20
	EP 0924-T	9X24		20
	EP 1215-T	12X15		20
	EP 1224-T	12X24		20



**EAR WICK**

- SURGI-PVA™ Ear Wicks are specifically designed to help in treatment of Otitis Externa by instant delivery of medications like antibiotics into the ear canal, in order to provide fast pain relief.

	Product ID	Dimensions (mm) Diameter x Length	Characteristics	Packaging (Pcs/Box)
Ear Wick	EP 0912-F	9X12	Ear wicks are available with Fenestration (F)	20
	EP 0912-S		Without Fenestration (S)	
	EP 0915-F	9X15	Ear wicks are available with Fenestration (F)	20
	EP 0915-S		Without Fenestration (S)	
	EP 1215-F	12X15	Ear wicks are available with Fenestration (F)	20
	EP 1215-S		Without Fenestration (S)	
	EP 1224-F	12X24	Ear wicks are available with Fenestration (F)	20
	EP 1224-S		Without Fenestration (S)	



## SURGI-PVA™ OPHTHALMIC SPONGE

SURGI-PVA™ Ophthalmic products are constructed using a highly absorbent, unique Polyvinyl Alcohol Sponge. These products meet the demanding requirements for use in LASIK and refractive surgeries.


SURGI-PVA™ Ophthalmic Sponges are clean, lint and fibre free that removes microscopic debris and particles effectively. This feature is beneficial for the surgeons and patients by greatly reducing the complications associated with introduction of particles and debris into the corneal procedures.

The Ophthalmic product range of SURGI-PVA™ includes, Eye Spear, Eye Drain and Wicks, LASIK Drain, Eye Ring and Corneal Light Shields, Eyelid Scrub, Instrument Cleaning Wipes and Blocks.

### EYE SPEAR

- SURGI-PVA™ Eye Spear is indicated for use in ophthalmic or microscopic surgical procedures for absorbing excess fluids from the operative field
- Ideal for microsurgical procedures
- Fibre-free construction, will not introduce lint into the surgical site
- Easily trimmed to any size.


	Product ID	Dimensions (mm) Length X Width X Thickness	Packaging (Pcs/Box)
Eye Spear	ES 170802	17X8X2 Overall Length- 72 (including the handle)	100



### EYE DRAIN AND WICK

- SURGI-PVA™ Eye Drain consists of a fluid collection bag and an eye wick
- The SURGI-PVA™ Eye Drains and Eye Wicks are utilized to collect and retain excess fluids and prevent them from entering the surgical site
- Adhesive backed fluid collection bag ensures proper placement
- Wick can be easily trimmed to fit all patient sizes.

	Product ID	Volume	Packaging (Pcs/Box)
Eye Drain	ED 80	80 cc Fluid Collection Bag with 200 mm Eye Wick	10



	Product ID	Dimensions (mm) Length X Height X Thickness	Packaging (Pcs/Box)
Eye Wick	EYW 200	200X3X2	20

## LASIK EYE DRAIN, EYE RING AND CORNEAL LIGHT SHIELD

- SURGI-PVA™ LASIK Eye Drain allows the simultaneous absorption of excess fluids from the surgery site and protection of flap and hinge
- SURGI-PVA™ LASIK Ring minimizes the risk of contamination of the stromal bed by fluids from fornices
- SURGI-PVA™ Corneal Light Shield is utilized to keep the surface of the cornea moist and cool during ophthalmic procedures by retaining moisture on the cornea. Also, protect retina from potentially harmful lights.

	Product ID	Dimensions (mm) Inner Diameter X Length X Thickness	Packaging (Pcs/Box)
LASIK Eye Drain	LED 104002	10X40X2	20



	Product ID	Dimensions (mm) Inner Diameter X Outer Diameter X Thickness	Packaging (Pcs/Box)
LASIK Eye Ring	LER 101402	10X14X2	20



	Product ID	Dimensions (mm) Diameter X Thickness	Packaging (Pcs/Box)
Corneal Light Shield	CLS 0902	9X2	20



### EYELID SCRUB

- SURGI-PVA™ Eyelid Scrubs effectively remove oil and debris from eyelids
- Made of soft and porous PVA foam, and are gentle and non-abrasive.


	Product ID	Dimensions (mm) Length X Width X Thickness	Packaging (Pcs/Box)
Eyelid Scrub	ELS 334515	33X45X15	10



## INSTRUMENT CLEANING WIPES AND BLOCKS

- SURGI-PVA™ Instrument Wipes and Cleaning Blocks remove microscopic debris and particles
- These are highly absorbent and lint-free, cause no harm to the sensitive instruments.

	Product ID	Dimensions (mm) Length X Width X Thickness	Packaging (Pcs/Box)
Instrument Cleaning Wipe	IW 767602	76X76X2	20
	IW 858502	85X85X2	20
Instrument Cleaning Block	IB 451520	45X15X20	20



### HOW DOES IT WORK

PVA sponges possess a variety of desirable properties for the medical application. Due to the soft porous structure, PVA sponges provide fast wicking and fluid control especially suited for medical and surgical applications. With an exceptionally high volume and speed of absorption, a PVA sponge is capable of soaking up and retaining over 10 times its dry weight for a volume increase of 20% in a matter of seconds.

PVA sponges made through air foam technology result in a strong porous structure with a controllable range of pore size. The technology also produces pure, ultraclean sponges without any residue. Unlike other medical sponges, SURGI-PVA™ is not susceptible to bacterial growth. Biocompatible PVA sponges are inorganic, fiber and lint-free.

SURGI-PVA™ Sponge proves to be effective and ideal solution to assist in management of fluids i.e. fluid control and drainage control and as a tamponade and for the haemostasis.

# GLOBAL PRESENCE



**38+**

Customised size products to take care of almost all types of Surgeries and convenience to surgeons.



Only facility in the world for exclusive manufacturing of absorbable haemostatic products, with largest production.

**30%+**

Annual growth and growing.



Most cost effective solutions to the ailing Humanities.

**70+**

Countries presence across the globe.

AEGIS LIFESCIENCES PVT. LTD.  
215/216, Mahagujarat Estate, Gam : Moraiya,  
Tal. Sanand, Dist.: Ahmedabad-382213.

WC3P+RM Changodar, Gujarat, India

+91 9512503131 +91 9512603131

marketing1@aegis-lifesciences.com | aegis.lifesciences@gmail.com



BROCHURE



WEBSITE

www.aegis-lifesciences.com

AL/BRC/PVA/01/R4 | Date: 17/01/2023